



# Guardian Angels Central Catholic

## TECHNOLOGY NEWS

2023-2024

Please take time to read this newsletter. It has important technology information for both you and your children.



### STAY CONNECTED!



#### GACC WEBSITE



[www.gaccbluejays.org](http://www.gaccbluejays.org)

#### SCHOOL BEACON



[www.schoolbeacon.com](http://www.schoolbeacon.com)

#### SYCAMORE SCHOOL



[app.sycamoreschool.com](http://app.sycamoreschool.com)

#### CLEVER



[www.clever.com](http://www.clever.com)  
Single-Sign on Option

#### ACTIVITIES SCHEDULE



[www.midstatenebraska.org](http://www.midstatenebraska.org)  
Click GACC on the right!

#### BLUEJAY GUEST WI-FI



GACC-Bluejay-Guest  
Password: 1Bluej@ys

### FOLLOW US



#### FACEBOOK

[www.facebook.com/GACCBluejays](http://www.facebook.com/GACCBluejays)



#### INSTAGRAM

[www.instagram.com/gacc\\_bluejays/](http://www.instagram.com/gacc_bluejays/)



#### TWITTER

[https://twitter.com/GACC\\_Bluejays](https://twitter.com/GACC_Bluejays)



#### ST. MARY'S PARISH

[wpstmary.com](http://wpstmary.com)



#### HUDL LIVE STREAMING

[teamlsports.com](http://teamlsports.com)

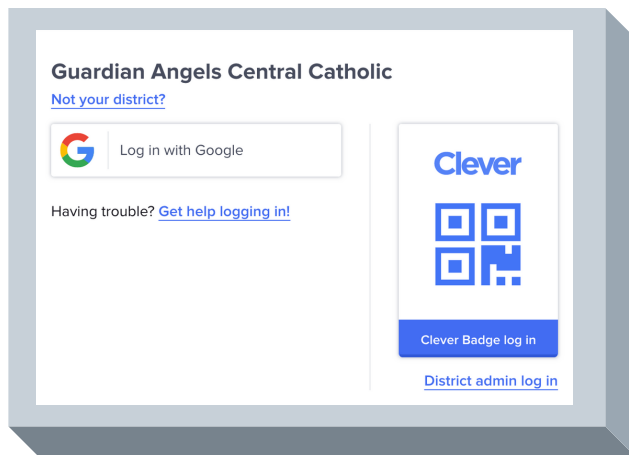


#### YOUTUBE CHANNEL

[bit.ly/GACCYoutube](http://bit.ly/GACCYoutube)

# CLEVER LOGIN FOR STUDENTS


LOGIN



A link to Clever can be found on the [www.gaccbluejays.org](http://www.gaccbluejays.org) website. Look in the top menu - Quicklinks.

Clever is a program that offers our students a single sign in option for the majority of their school software applications. With one username and password or badge (QR code), each student will have access to a personalized portal which shows only the software programs that are relevant for each user.

- Grades K-2 students will use a QR code to sign into their Clever portal. Clever calls them Badges.
- Grades. 3-12 students will use their Google Account login to sign in to their Clever portal.



Student login information will be sent home as soon as we ensure students have successfully logged into ALL of their school accounts within Clever.

## SIGN UP FOR A BEACON ACCOUNT **IMPORTANT!** School Text and Email Notification System

1. Select School Beacon on [www.gaccbluejays.org](http://www.gaccbluejays.org) website top menu area or type in <https://www.schoolbeacon.com/users/login>.
2. Register a New Account.
3. Select Guardian Angels Central Catholic.
4. Fill in all information as the example below. **(It's important to include an email address** should the text message not go through. This has happened to a few families in the past. Most times, the issue lies with your cell phone company.
5. Once all information is filled in, click Review. You will be required to verify your data and enter a captcha code.
6. Your account is set up and you should start receiving beacons. If 3 days go by and you haven't received a beacon, please call school for assistance.



# SYCAMORE SCHOOL



Hello and welcome to Sycamore Education! Please enter your login credentials below to begin.

Sycamore Login

School ID

Username

Password

Language

[Reset Your Password](#)

Sycamore School is our student information system where you can view your child's class pages, grades and much more general school information.

It's important that you log into Sycamore on a regular basis to keep up-to-date with school information and your child/ren's grades.

## NEW TO SYCAMORE SCHOOL OR JUST WANT TO LEARN MORE?:



1. Login into Sycamore School
2. System Help in the left-hand menu
3. Online Manuals and/or Training videos

## PASSWORDS

### To Change Your Password:

Go to My Organizer | Passwords. Type in your current password and then type your new password twice. Click Update in the top right-hand corner of the page.

### Forgot Your Password:

You have OPTIONS! Click the Reset Your Password. You must know and enter your UserID for this to be an option.

## PARENT VS. STUDENT ACCOUNTS

We issue Sycamore accounts to students in grades 3-12, so your **parent account** is for your use only to view all of your children's information. Students can use their own account to access their information. We practice looking at our grades at school regularly.


## WHAT ARE PAN'S?

PAN = PASS-A-NOTE

PAN's are an internal communication system within Sycamore that allows you to quickly send notes to school teachers and staff.

## FORWARD PAN'S TO YOUR PHONE/EMAIL

1. Pass-a-Note
2. Options
3. Checkmark SMS &/or Email Option
4. Enter information
5. Update (top right-hand corner)



*Not getting a PAN from your child's teacher?*

Pass-a-notes are usually blocked by a browser the first time you get a PAN.

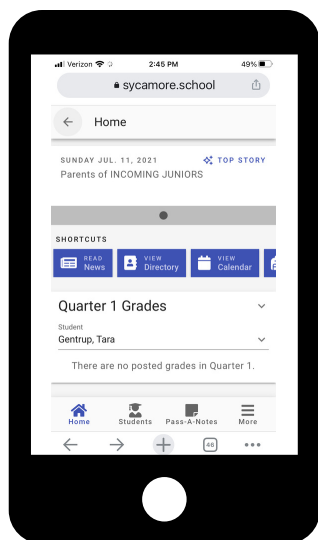
**Easiest Solution:** Click the red X on the blocked PAN in your website address bar to choose Allow this Pop-up.

**NEXT try:**  
Welcome Aboard Browser Settings

- In Sycamore, go to System Help and then Welcome Aboard.



# SYCAMORE SCHOOL

## MOBILE "WEB" APP



Sycamore School provides a "web" app. **DO NOT** use the one that is downloaded from the App Stores. This offers much more than the downloaded app and more is added each year.

To get started using the new app, simply, go to a web browser on your phone and type in [sycamore.school](http://sycamore.school). Notice, there is no www! Sycamore recommends using Safari on an iPhone and Chrome on an Android. You will be prompted for our school code (1189) and then your family username and password.

 **TIP:** You can, also, save this as an icon on your Home Screen for both Android and iPhone . Go to [sycamore.school](http://sycamore.school) in your browser. Click the **share button**  . Swipe up. Then, select **Add to Home Screen**.

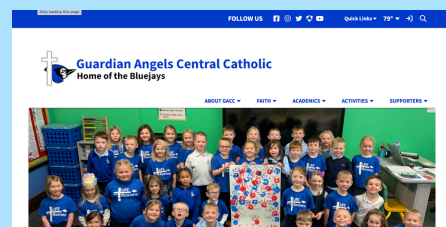
## Where can I find information on Sycamore?

- The PS-6 Weekly Bulletin/Family Envelope is sent home each week on Tuesday and will be also be posted as a news article on the main school page.
- The 7-12 Daily Announcements will also be posted as a news article on the main school page.
- A variety of events and other the information may also be posted as a news article under the News tab..
- Important documents are posted under the Documents tab.



## WEBSITE UPDATE

We have updated our website with a new look. We hope you find the new layout easier to navigate. It's still a work in progress. We will continue to make improvements throughout the school year.



[WWW.GACCBLUEJAYS.ORG](http://WWW.GACCBLUEJAYS.ORG)

# TECHNOLOGY IN THE CLASSROOM

## GOOGLE APPS

- We are a Google Workspace school.
- Each student in Grades K-6 has their own Google account which includes Google Classroom. Teachers have the option to use Google Classroom to share assignments, materials and activities with students.
- Grades 4-6 will have access to email. They are only able to email within our own domain. They can only communicate with someone with our @gacbluejays.org address.
- Grades 4-6 will learn to use their email as a way to communicate with teachers.
- Grades 7-12 have a standard email account.

## ELEMENTARY SCHOOL

- Each elementary K-3 homeroom classroom has one iPad per student.
- Grades 4, 5 and 6 will use both iPads and laptops in the classroom.
- Students will use their Clever login to access the programs used in the classroom.

## HIGH SCHOOL

- Students will be assigned a specific laptop that they will use each day during the school year. They will be responsible for powering their device and taking proper care of it during the school day.
- There are 2 carts of 20 iPads for checkout when needed for a class activity.
- Students will have the option of using their Clever login for easy access to all of their login accounts.

## Support

Please always feel free to contact us with any questions throughout the school year. We are happy to help you in any way that we can!



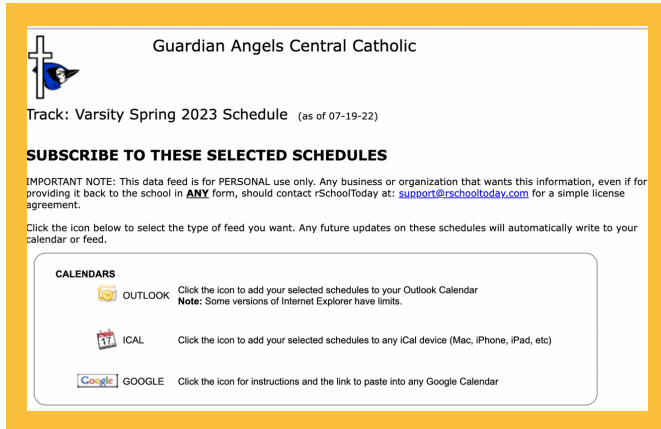
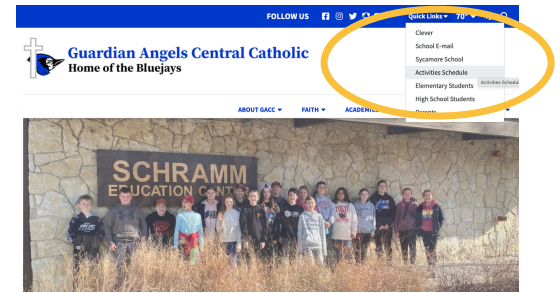
**Tina Gentrup**  
Tech Coordinator  
Elementary Building  
402-372-5328  
tgentrup@gacbluejays.org

**Kelly Daberkow**  
Technology Support  
High School Building  
402-372-5326  
kdaberkow@gacbluejays.org



# ACTIVITIES SCHEDULE

All high school sports and school activities are posted on our Activities Schedule. You will find the link on the GACC website to the far left of the top menu.



## MOBILE APPS AVAILABLE

Search for Activity Scheduler in both the App Store and Google Play. The logo will have an image of this hat.



## ADD EVENTS TO YOUR PERSONAL CALENDAR

Click View Schedules - Select your sports - Click View. When the sport events are listed, in the top right-hand corner of this window is a Subscribe button. From there, follow the instructions for your particular calendar that you use.




NEW

# HUDL LIVE STREAMING

We will be using HUDL for our live streaming service this year. There is a camera mounted in the gym on the visitor's side and at the football field. The events will be scheduled with Hudl and will run live on it's own.



<https://team1sports.com/highschool/ne/?S=guardianangelsbluejays>



STREAMING ON A SMART TV

Search: Team1Sports